

Town of Readfield Internet survey

Thursday, December 17, 2020

203

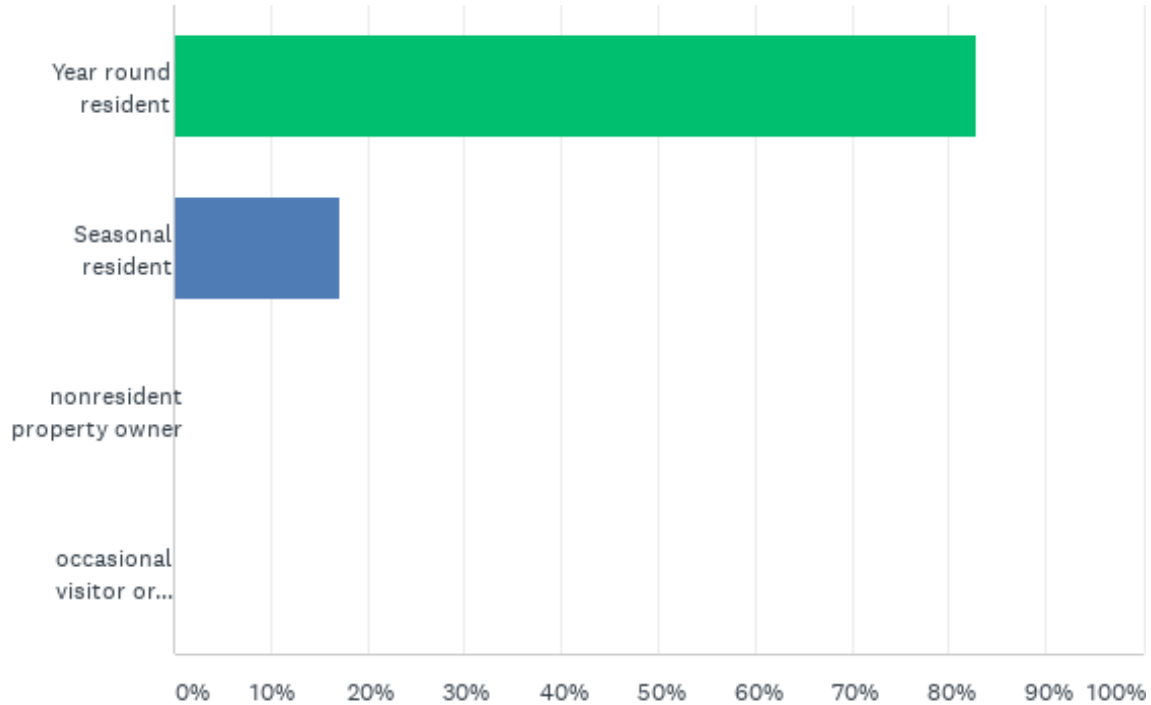
Total Responses

Date Created: Thursday, October 29, 2020

Complete Responses: 203

Q1: Do you live in Readfield year round?

Answered: 198 Skipped: 5



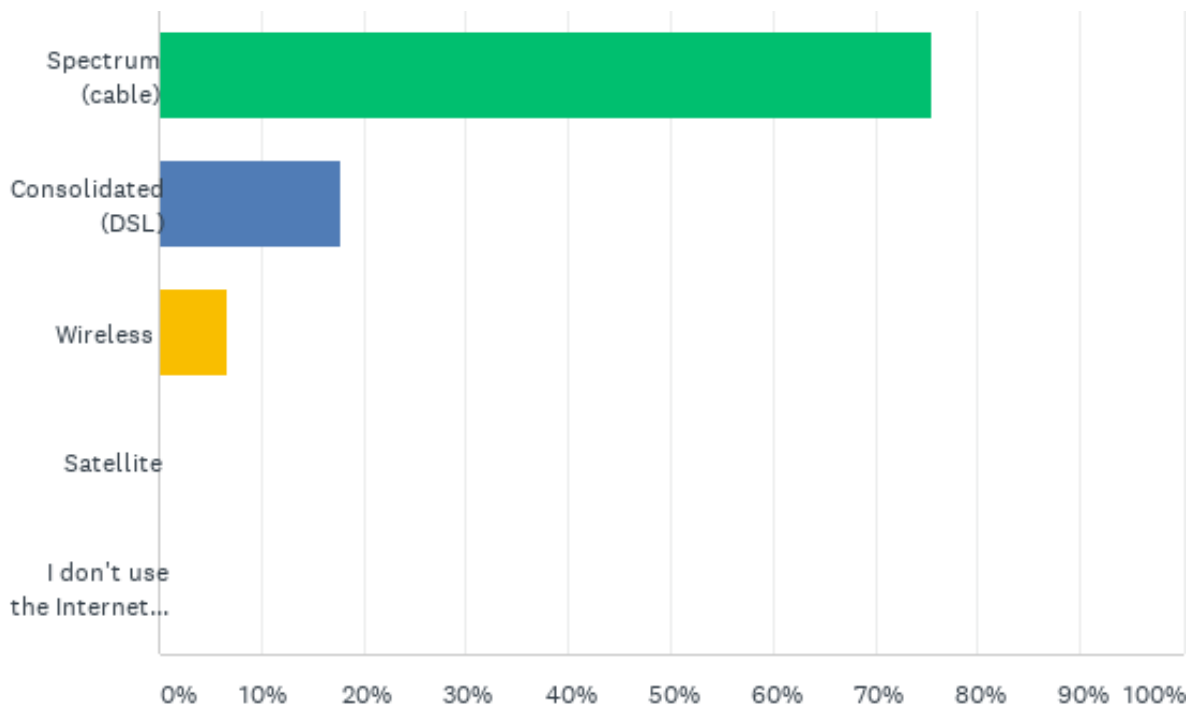
Q1: Do you live in Readfield year round?

Answered: 198 Skipped: 5

ANSWER CHOICES	RESPONSES	
Year round resident	82.83%	164
Seasonal resident	17.17%	34
nonresident property owner	0.00%	0
occasional visitor or cottage renter	0.00%	0
TOTAL		198

Q2. If you use the Internet in Readfield, how do you connect to it? Please choose the one option that you use most of the time, if you use more than one.

Answered: 196 Skipped: 7



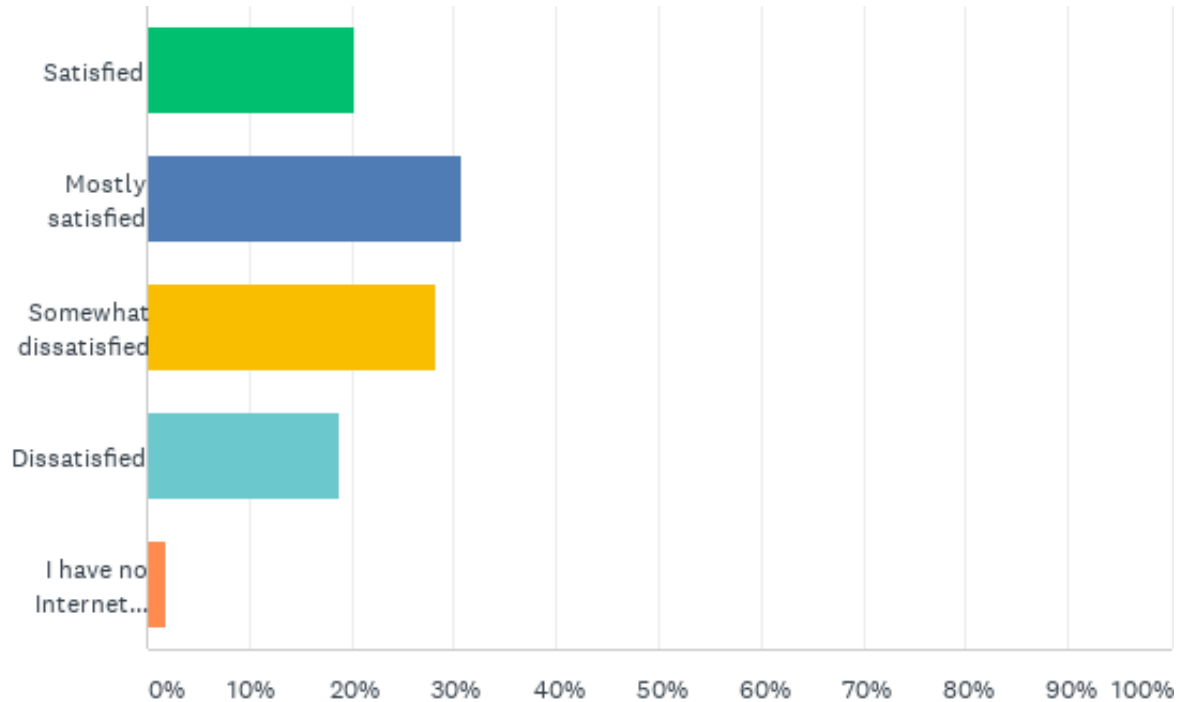
Q2. If you use the Internet in Readfield, how do you connect to it? Please choose the one option that you use most of the time, if you use more than one.

Answered: 196 Skipped: 7

ANSWER CHOICES	RESPONSES	
Spectrum (cable)	75.51%	148
Consolidated (DSL)	17.86%	35
Wireless	6.63%	13
Satellite	0.00%	0
I don't use the Internet in Readfield	0.00%	0
TOTAL		196

Q3: If you have Internet service in Readfield, are you satisfied with it?

Answered: 202 Skipped: 1



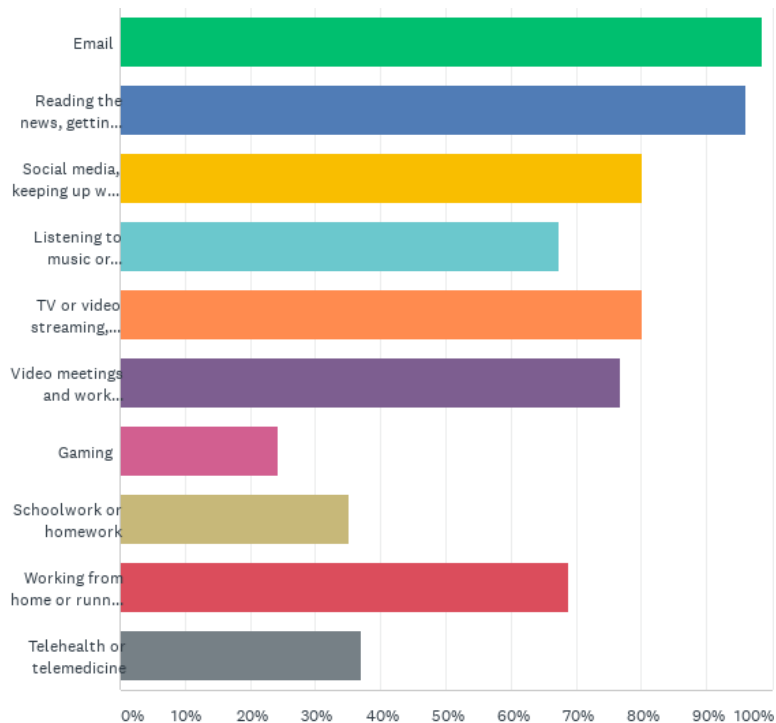
Q3: If you have Internet service in Readfield, are you satisfied with it?

Answered: 202 Skipped: 1

ANSWER CHOICES	RESPONSES	
Satisfied	20.30%	41
Mostly satisfied	30.69%	62
Somewhat dissatisfied	28.22%	57
Dissatisfied	18.81%	38
I have no Internet service in Readfield	1.98%	4
TOTAL		202

Q4: What do you use the internet for? Check as many as you want. If you don't use the internet, you can skip this question.

Answered: 202 Skipped: 1



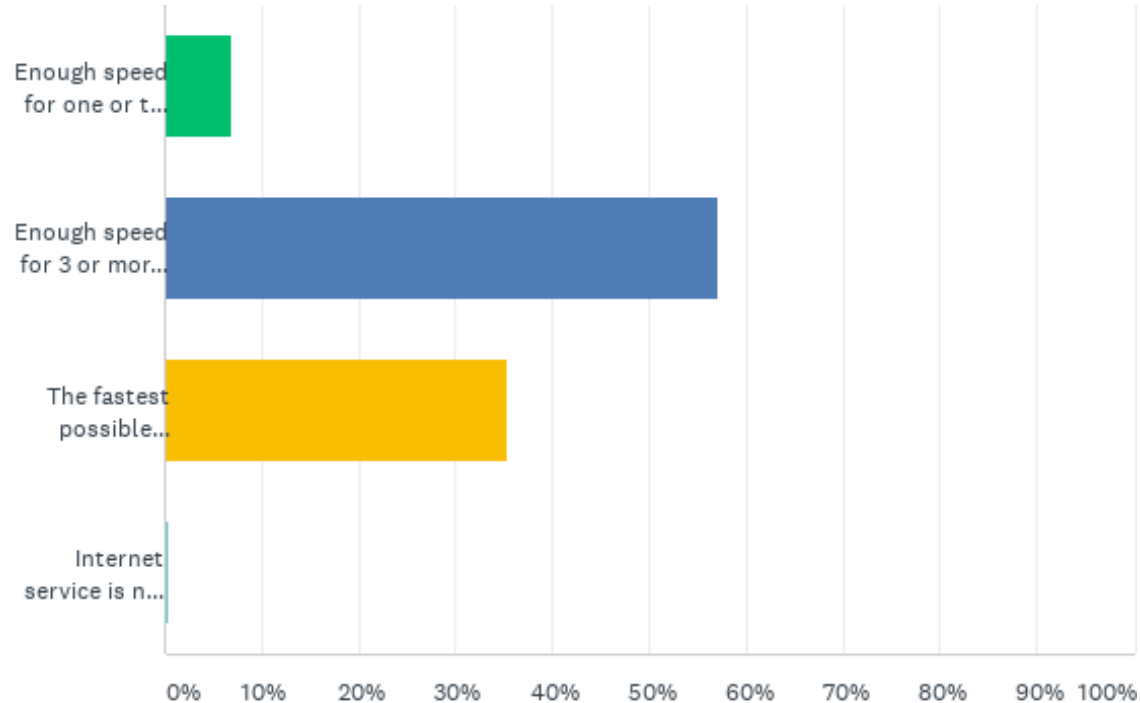
Q4: What do you use the internet for? Check as many as you want. If you don't use the internet, you can skip this question.

Answered: 202 Skipped: 1

ANSWER CHOICES	RESPONSES	
Email	98.51%	199
Reading the news, getting weather forecasts, shopping, and Internet searching	96.04%	194
Social media, keeping up with friends	80.20%	162
Listening to music or podcasts	67.33%	136
TV or video streaming, including movies	80.20%	162
Video meetings and work collaboration	76.73%	155
Gaming	24.26%	49
Schoolwork or homework	35.15%	71
Working from home or running a business	68.81%	139
Telehealth or telemedicine	37.13%	75
Total Respondents: 202		

Q5: Which speed of reliable internet service is important to you for your own and your family's use?

Answered: 201 Skipped: 2



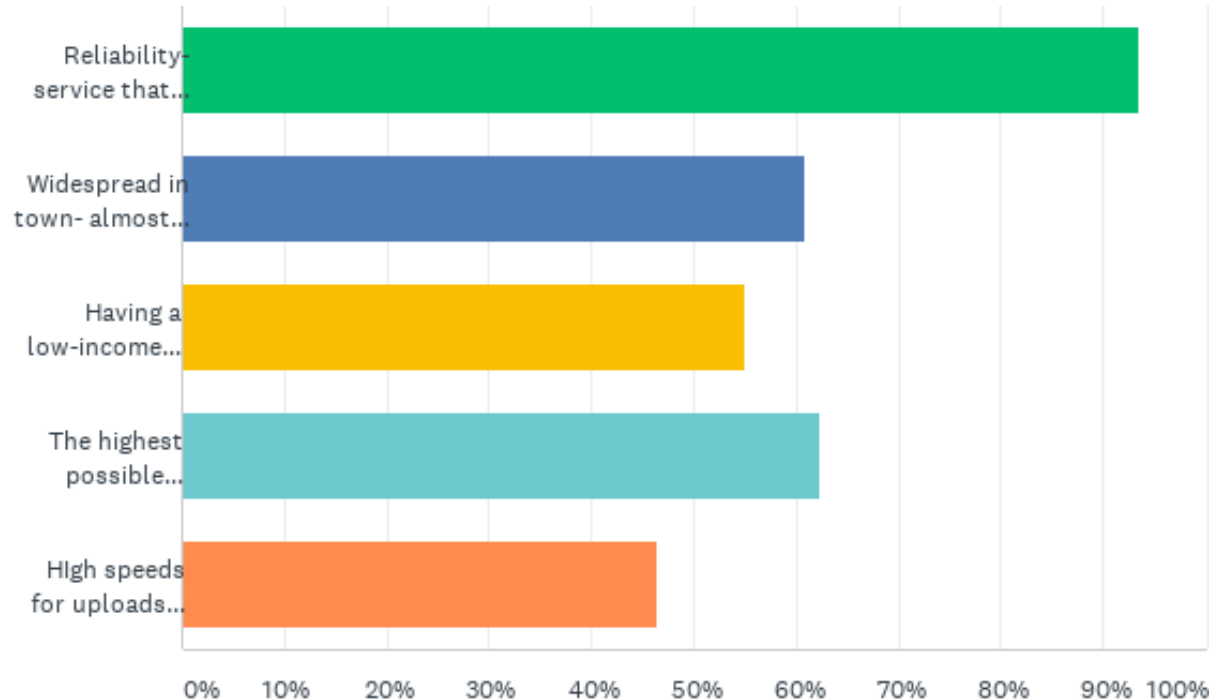
Q5: Which speed of reliable internet service is important to you for your own and your family's use?

Answered: 201 Skipped: 2

ANSWER CHOICES	RESPONSES	
Enough speed for one or two devices at a time in a household, Fast enough for email, sending small files, and social media.	6.97%	14
Enough speed for 3 or more devices to use the Internet at once in a household. Fast enough for Zoom and other video chats and meetings, cloud backup, and HD movies.	57.21%	115
The fastest possible Internet speeds (much faster than is now available in Readfield) .	35.32%	71
Internet service is not important to me	0.50%	1
TOTAL		201

Q6: Which of these elements of Internet service in Readfield are important to you for your own household use? Please check as many boxes as you wish.

Answered: 202 Skipped: 1



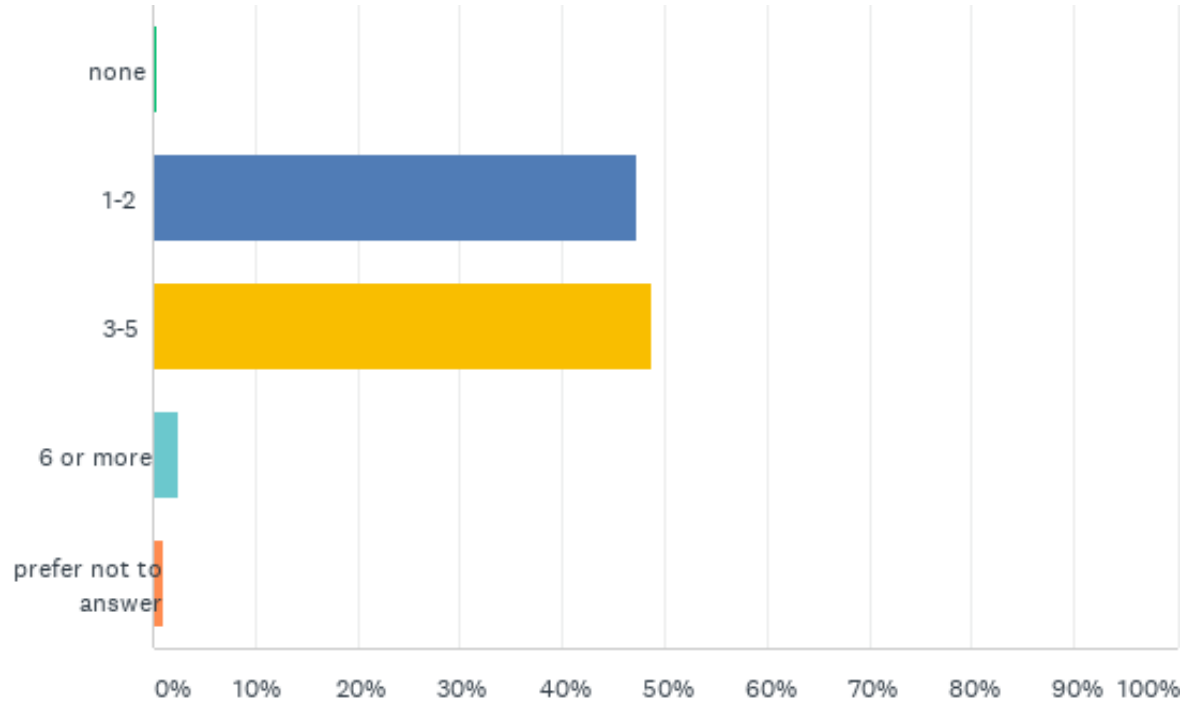
Q6: Which of these elements of Internet service in Readfield are important to you for your own household use? Please check as many boxes as you wish.

Answered: 202 Skipped: 1

ANSWER CHOICES	RESPONSES	
Reliability- service that stays on instead of going on and off	93.56%	189
Widespread in town- almost everyone who wants the Internet can get it	60.89%	123
Having a low-income Internet rate for those at low income	54.95%	111
The highest possible Internet speeds	62.38%	126
High speeds for uploads (sending large amounts of data), not just for streaming or watching or downloading (receiving information)	46.53%	94
Total Respondents: 202		

Q10: How many people in your household use the internet?

Answered: 203 Skipped: 0



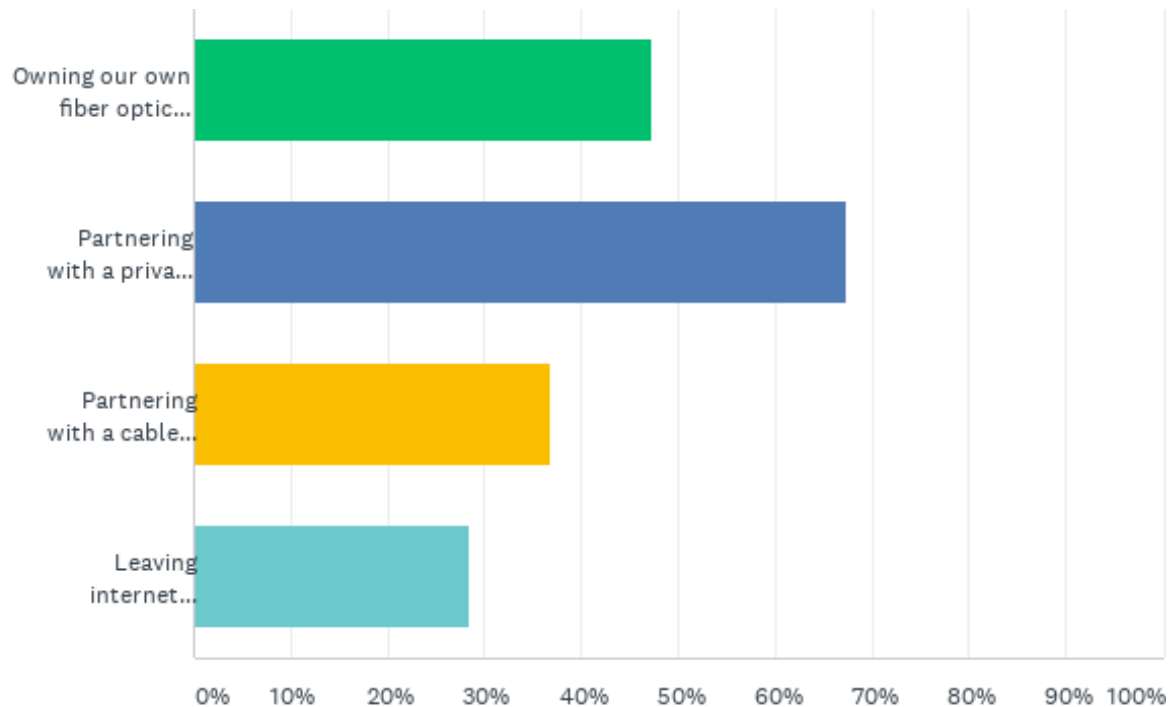
Q10: How many people in your household use the internet?

Answered: 203 Skipped: 0

ANSWER CHOICES	RESPONSES	
none	0.49%	1
1-2	47.29%	96
3-5	48.77%	99
6 or more	2.46%	5
prefer not to answer	0.99%	2
TOTAL		203

Q11: What options should the town explore for improving broadband internet services? Check all that you would support

Answered: 95 Skipped: 108



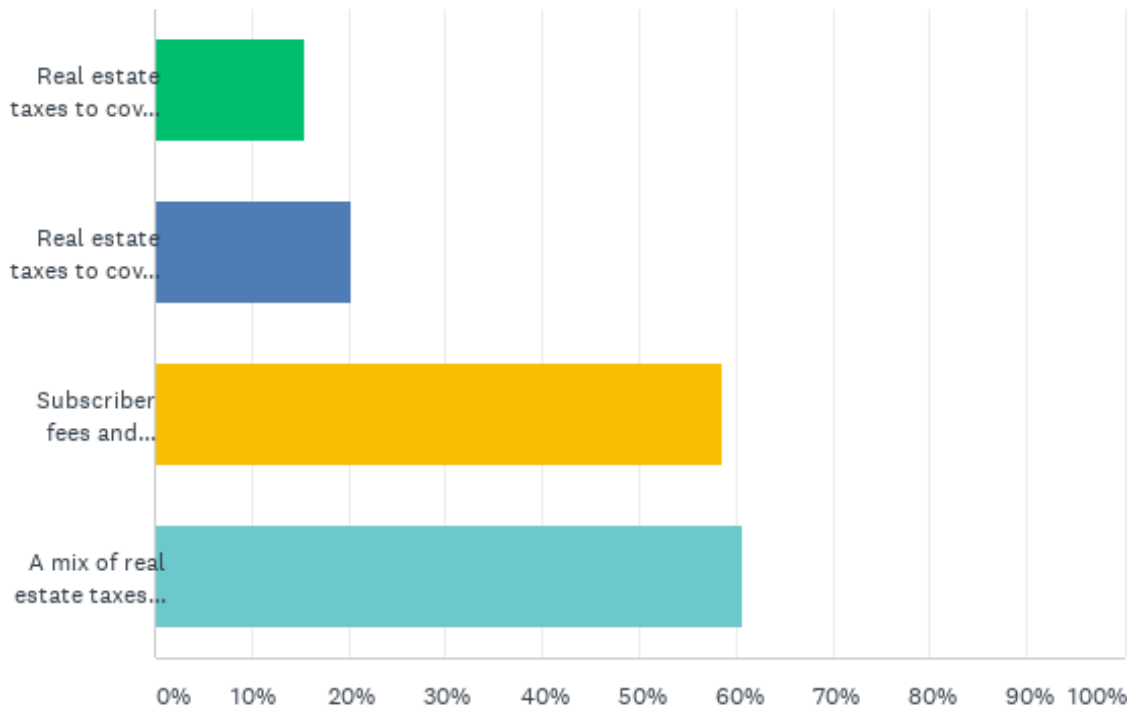
Q11: What options should the town explore for improving broadband internet services? Check all that you would support

Answered: 95 Skipped: 108

ANSWER CHOICES	RESPONSES	
Owning our own fiber optic network and contracting for construction, maintenance, and customer services	47.37%	45
Partnering with a private company to build and operate a fiber optic network they own	67.37%	64
Partnering with a cable or phone company to continue and expand current copper-based internet services	36.84%	35
Leaving internet service entirely to a private company or internet service provider (no town involvement)	28.42%	27
Total Respondents: 95		

Q12: The Town will be investigating multiple funding sources to help pay for improving internet infrastructure for broadband services. With limited grant opportunities available to us, what funding sources would you support? Check all that apply.

Answered: 104 Skipped: 99



Q12: The Town will be investigating multiple funding sources to help pay for improving internet infrastructure for broadband services. With limited grant opportunities available to us, what funding sources would you support? Check all that apply.

Answered: 104 Skipped: 99

ANSWER CHOICES	RESPONSES	
Real estate taxes to cover operating expenses (potentially through long term bonding)	15.38%	16
Real estate taxes to cover capital expenses (potentially through long term bonding)	20.19%	21
Subscriber fees and assessments	58.65%	61
A mix of real estate taxes and subscriber fees and assessments	60.58%	63
Total Respondents: 104		